

Scaled data based on original data using
LM-79-08 Approved Method: Electrical and Photometric Measurements of Solid-
State Lighting Products

Test Report Prepared for
Cooper Lighting Solutions
(formerly Eaton)

Brand: INVUE

Report Number: P162270

Luminaire Tested: **ECM-F01-LED-E1-SL2-HSS-8030**

Issue Date: 03/03/2020

Test Information

Test Method: LM-79-08
Report Number: P162270
REPORT IS SCALED FROM IESNA LM-79-08 TEST DATA (P33726)
Test Lab: INNOVATION CENTER-P3
Issue Date: 03/03/2020
Manufacturer: COOPER LIGHTING SOLUTIONS (FORMERLY EATON)
Product Line: INVUE
Catalog Number: ECM-F01-LED-E1-SL2-HSS-8030
Description: EPIC CLASSICAL MEDIUM DECORATIVE LED LUMINAIRE
(1) LIGHTBARS WITH AccuLED OPTICS - TYPE 2 W/ SPILL LIGHT CONTROL AND HOUSE SIDE SHIELD
Light Source: (7) 3000K CCT, 80 CRI LEDs
Ballast/Driver: -

Summary

Lumens per Lamp: N/A
Luminaire Lumens: 1214.6 lumens
Efficiency: N/A
Efficacy: 46.9 lumens/watt
Luminous Opening: Rectangular w/ Sides (W: 0.17' x L: 1' x H: 0.1')
IES Classification: Type II - Short - Non-Cutoff
BUG Rating: B0 - U0 - G1

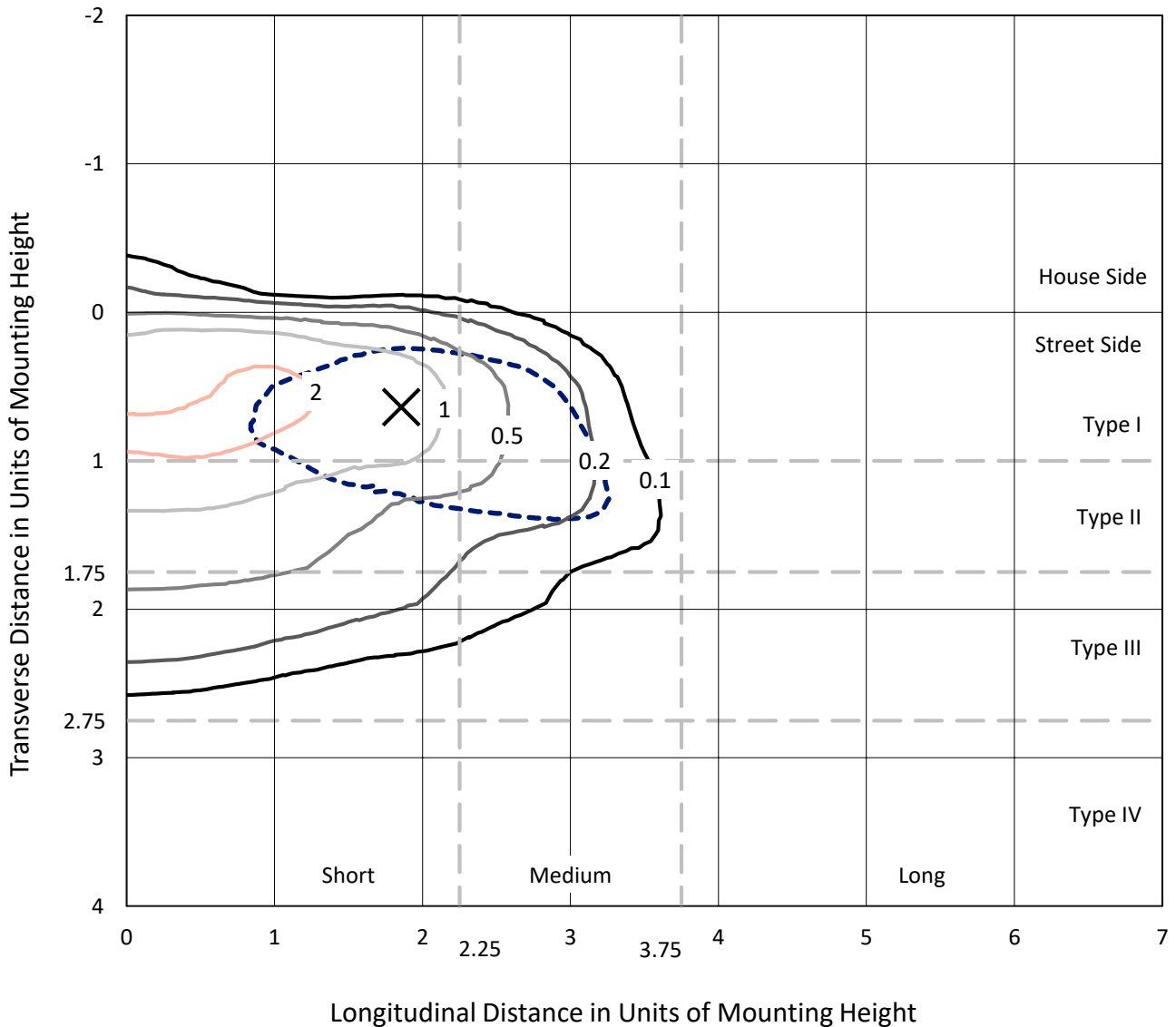
Input Watts (W): 25.9
Input Voltage (V): NR
Input Current (A_{in}): NR
Voltage Rise (V): NR
Power Factor: NR
Total Harmonic Distortion (THDi): NR
Frequency (hertz): 60
Stabilization Time: NR
Operation Time: NR
Ambient Temperature (°C): NR
Test Distance: 25 FT



REPORT NUMBER: P162270
 CATALOG NUMBER: ECM-F01-LED-E1-SL2-HSS-8030

Iso-Footcandle Lines of Horizontal Illumination

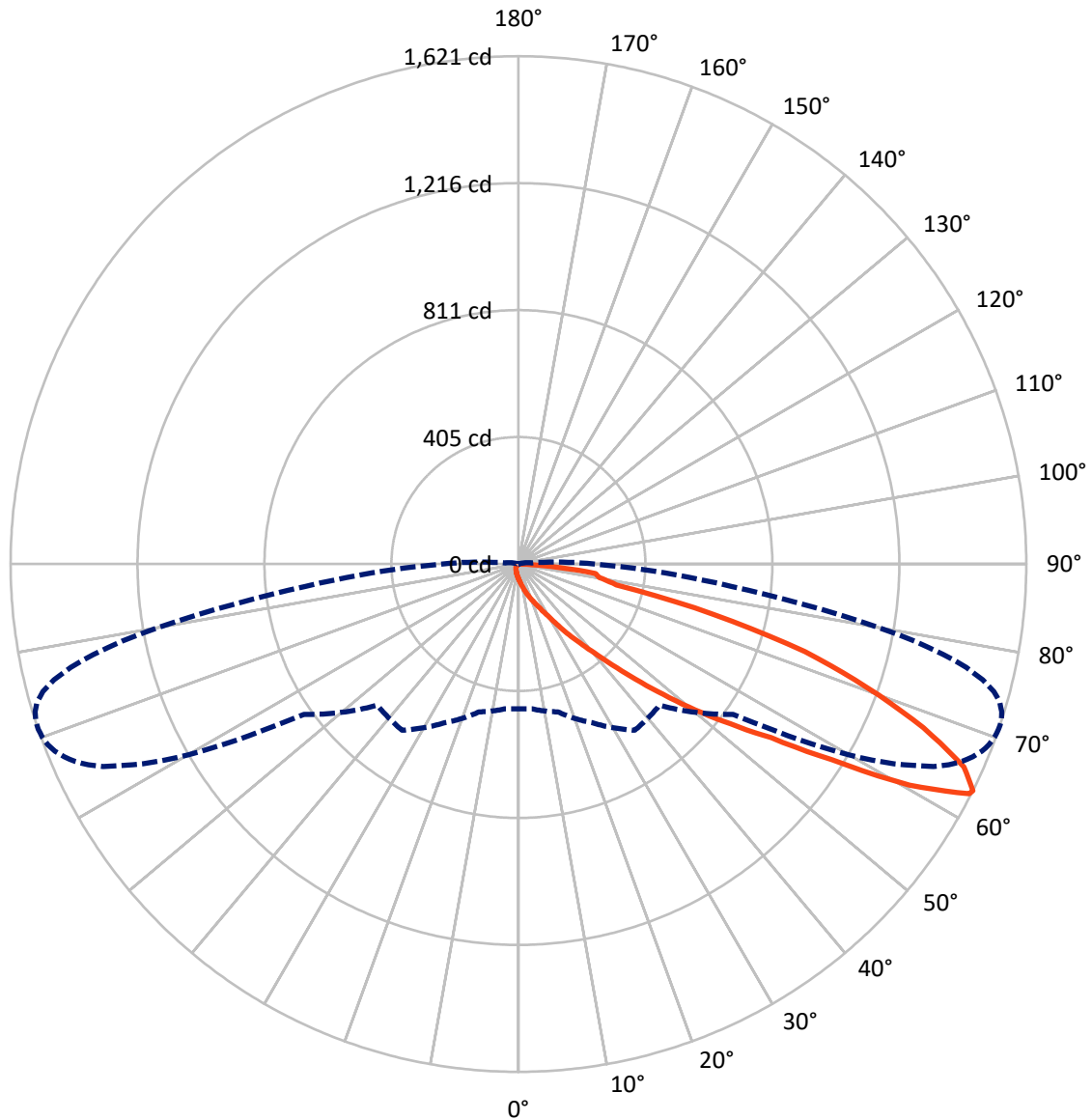
× Max cd
 - - - 1/2 Max cd



Based on 10 foot mounting height. Maximum calculated value = 2.6 fc
 Type II - Short - Non-Cutoff

REPORT NUMBER: P162270
CATALOG NUMBER: ECM-F01-LED-E1-SL2-HSS-8030

Luminous Intensity Polar Plot



— Vertical Plane Through 71-Deg Lateral - - - Horizontal Cone Through 63-Deg Vertical

REPORT NUMBER: P162270

CATALOG NUMBER: ECM-F01-LED-E1-SL2-HSS-8030

FLUX DISTRIBUTION:

		Downward	Upward	Total
House Side	Lumens	25.8	0.0	25.8
	% Fixture	2.1	0.0	2.1
Street Side	Lumens	1188.8	0.0	1188.8
	% Fixture	97.9	0.0	97.9
Total	Lumens	1214.6	0.0	1214.6
	% Fixture	100.0	0.0	100.0

Coefficient of Utilization

ZONAL LUMENS:

Zone	Lumens	% Fixture
0°-10°	5.1	0.4
10°-20°	20.0	1.6
20°-30°	40.6	3.3
30°-40°	99.1	8.2
40°-50°	221.6	18.2
50°-60°	311.7	25.7
60°-70°	366.5	30.2
70°-80°	132.3	10.9
80°-90°	17.7	1.5
90°-100°	0.0	0.0
100°-110°	0.0	0.0
110°-120°	0.0	0.0
120°-130°	0.0	0.0
130°-140°	0.0	0.0
140°-150°	0.0	0.0
150°-160°	0.0	0.0
160°-170°	0.0	0.0
170°-180°	0.0	0.0
0°-90°	1214.6	100.0
0°-180°	1214.6	100.0



REPORT NUMBER: P162270

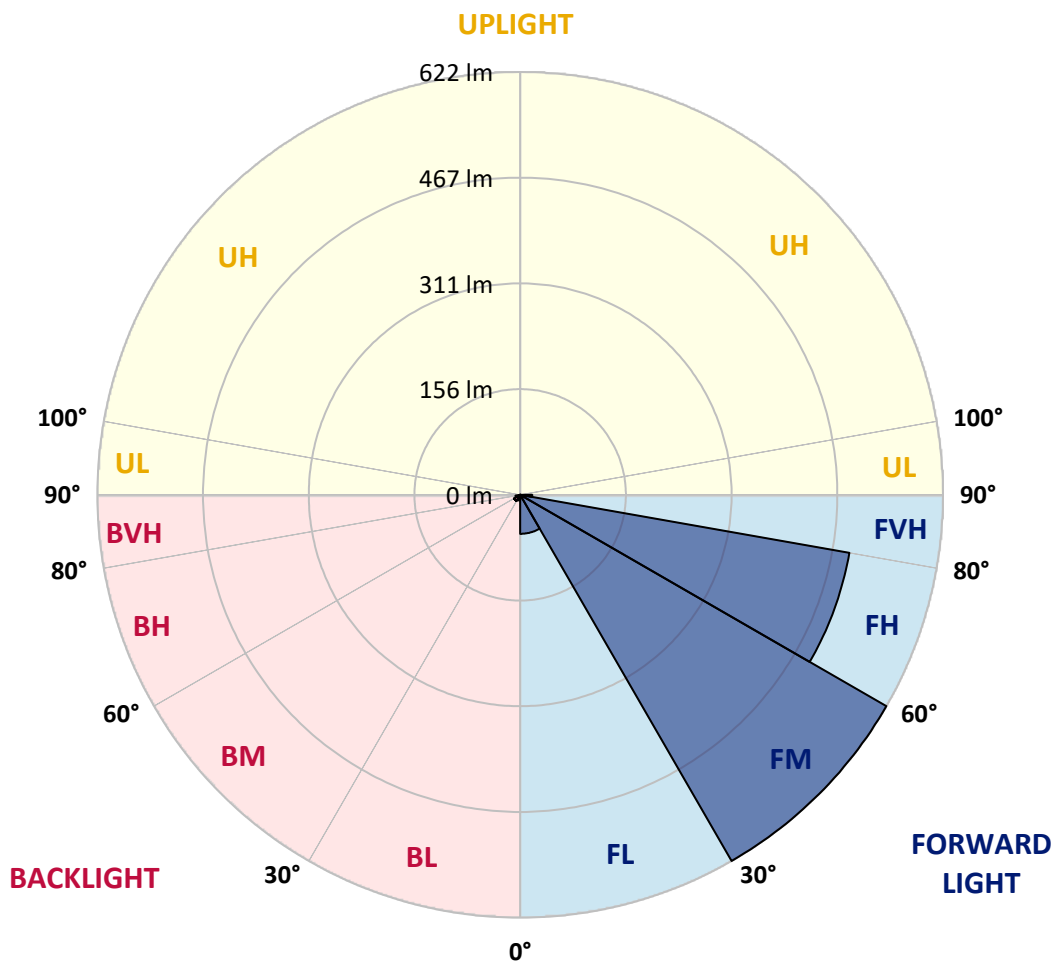
CATALOG NUMBER: ECM-F01-LED-E1-SL2-HSS-8030

LUMINAIRE CLASSIFICATION SYSTEM LUMEN TABLE AND BUG RATING:

Zone		Lumens	% Fixture	Zone Rating/Lumen Limit		
				B	U	G
FL	(0°-30°)	57.4	4.7			
FM	(30°-60°)	622.0	51.2			
FH	(60°-80°)	491.7	40.5			G0/660
FVH	(80°-90°)	17.7	1.5			G1/100
BL	(0°-30°)	8.3	0.7	B0/110		
BM	(30°-60°)	10.4	0.9	B0/220		
BH	(60°-80°)	7.1	0.6	B0/110		G0/110
BVH	(80°-90°)	0.0	0.0			G0/10
UL	(90°-100°)	0.0	0.0		U0/0	
UH	(100°-180°)	0.0	0.0		U0/0	

BUG Rating: B0-U0-G1

Type II Short





REPORT NUMBER: P162270

CATALOG NUMBER: ECM-F01-LED-E1-SL2-HSS-8030

CANDELA DISTRIBUTION (FULL):

	0°	5°	15°	25°	35°	45°	55°	56°	57°	58°	59°
0°	46.6	46.6	46.6	46.6	46.6	46.6	46.6	46.6	46.6	46.6	46.6
2.5°	60.9	61.6	61.2	60.1	58.7	57.0	55.4	55.4	55.2	54.5	54.8
5°	79.9	80.1	79.3	76.6	74.2	70.4	66.2	65.8	65.4	64.7	64.5
7.5°	98.5	99.4	98.5	95.6	90.8	85.0	78.4	77.7	76.4	76.4	75.5
10°	117.5	117.5	116.6	113.3	108.9	100.7	92.3	91.2	89.6	89.2	87.9
12.5°	130.9	130.9	130.5	128.7	125.2	117.9	107.8	106.6	104.7	104.0	102.5
15°	136.2	136.2	136.5	138.0	138.2	134.9	124.3	123.4	121.4	119.7	119.0
17.5°	139.6	139.3	139.3	141.5	145.5	147.7	140.9	140.0	137.8	136.9	134.7
20°	146.8	146.4	145.1	145.1	148.8	156.6	156.6	156.3	153.9	153.2	152.1
22.5°	157.6	157.2	153.2	149.9	151.7	161.4	170.5	170.0	169.1	168.3	167.6
25°	175.3	173.8	166.9	157.2	155.7	166.1	181.1	182.2	182.8	182.8	183.3
27.5°	202.0	200.1	187.9	169.8	163.0	173.6	192.8	195.0	197.0	197.4	199.4
30°	239.1	235.6	218.2	191.7	176.0	184.6	210.0	212.4	215.3	216.2	219.3
32.5°	300.1	298.1	281.3	241.6	208.0	206.2	234.1	237.1	240.9	242.4	246.2
35°	392.8	393.3	379.6	343.8	297.4	273.1	277.1	279.8	281.1	285.7	287.7
37.5°	455.8	456.8	459.9	445.8	412.7	388.0	356.8	359.7	352.9	353.5	353.7
40°	490.2	493.7	511.8	525.5	522.9	508.5	483.6	485.1	472.3	469.4	455.5
42.5°	513.2	517.8	546.7	589.1	610.8	623.8	618.1	617.4	607.4	603.7	592.0
45°	527.5	531.7	568.1	630.6	680.5	718.5	734.2	736.0	727.6	723.8	714.1
47.5°	526.8	531.7	570.8	646.1	719.6	780.3	824.5	826.7	831.8	828.5	829.1
50°	497.7	502.3	541.6	619.8	708.1	808.6	889.4	896.5	904.7	910.2	912.8
52.5°	462.4	465.7	500.6	574.8	659.1	796.9	927.8	940.0	952.1	962.5	969.8
55°	449.3	453.1	480.5	542.1	619.8	747.9	945.7	963.6	980.8	997.8	1011.8
57.5°	456.2	459.7	479.4	526.6	596.4	696.2	950.8	978.6	1006.9	1034.5	1061.9
60°	481.4	485.1	501.9	541.0	590.2	666.4	930.9	977.1	1024.1	1072.3	1117.5
62.5°	471.4	473.0	497.7	566.1	634.4	641.0	858.7	923.2	995.0	1069.2	1142.3
63°	461.9	463.7	488.9	559.3	647.8	637.3	836.4	904.4	980.2	1060.1	1139.6
65°	418.9	419.1	438.3	494.0	632.8	643.9	737.1	802.0	889.0	984.8	1085.3
67.5°	312.7	311.1	329.7	372.1	496.8	644.1	632.6	669.1	729.6	814.6	904.7
70°	110.9	108.4	138.4	197.2	309.6	526.8	543.6	546.1	562.8	608.8	665.3
72.5°	36.0	36.6	44.2	72.2	142.6	354.6	492.2	484.7	480.3	480.1	487.6
75°	14.4	14.6	17.7	32.0	64.0	170.9	431.0	435.2	436.8	439.0	441.4
77.5°	6.9	7.5	9.9	17.9	31.8	84.6	308.5	344.0	364.3	380.0	389.5
80°	2.4	2.9	5.5	11.0	14.8	38.9	162.5	196.1	225.9	264.3	297.4
82.5°	0.0	0.0	1.1	7.7	8.2	15.7	66.7	78.2	89.4	115.9	148.8
85°	0.0	0.0	0.0	2.2	2.4	2.6	22.5	27.1	30.5	35.6	41.1
87.5°	0.0	0.0	0.0	0.0	0.0	0.0	0.2	0.7	1.3	3.3	5.1
90°	0.0	0.0	0.0	0.0	0.0	0.0	0.0	0.0	0.0	0.0	0.0



REPORT NUMBER: P162270
 CATALOG NUMBER: ECM-F01-LED-E1-SL2-HSS-8030

CANDELA DISTRIBUTION (continued):

	60°	61°	62°	64°	65°	66°	67°	68°	69°	70°	71°
0°	46.6	46.6	46.6	46.6	46.6	46.6	46.6	46.6	46.6	46.6	46.6
2.5°	54.3	54.1	54.1	53.6	53.4	53.0	52.8	52.1	51.9	51.9	51.9
5°	64.3	63.4	62.9	61.8	61.2	60.9	59.8	59.4	58.7	59.0	57.9
7.5°	75.3	73.8	73.1	71.5	71.1	69.6	69.1	68.0	67.4	66.0	65.6
10°	87.4	85.4	84.4	81.9	81.3	80.1	78.8	77.5	76.4	75.1	74.4
12.5°	101.4	99.6	98.7	95.4	93.9	92.3	90.5	88.8	87.0	85.9	84.4
15°	117.7	114.8	113.9	110.9	108.2	106.2	103.8	101.6	100.2	98.0	96.5
17.5°	133.8	130.9	130.3	125.6	122.8	121.4	118.8	115.9	113.5	111.3	108.9
20°	149.9	147.9	146.2	141.8	138.7	136.5	132.9	130.1	128.1	125.0	121.9
22.5°	166.1	164.1	162.7	158.1	155.2	152.1	149.1	146.0	143.1	139.3	135.8
25°	182.6	181.3	180.6	176.4	173.8	170.9	167.8	164.3	160.8	156.6	152.8
27.5°	199.8	200.3	198.9	198.1	195.2	193.2	188.4	185.9	183.3	178.2	173.6
30°	221.7	223.0	222.6	223.2	221.5	220.1	216.4	213.3	210.2	205.4	200.1
32.5°	249.3	251.1	251.9	254.4	253.5	253.1	251.9	247.5	245.3	236.9	234.7
35°	291.9	291.0	294.8	296.8	295.9	295.4	294.1	291.7	289.0	283.1	277.6
37.5°	347.3	348.2	349.6	345.6	342.9	342.7	338.7	336.3	332.5	325.9	319.3
40°	448.9	443.4	437.2	420.4	413.1	408.9	397.2	393.9	387.5	378.5	371.6
42.5°	580.9	575.4	556.9	528.8	513.8	493.1	483.6	471.9	462.8	448.0	440.1
45°	712.1	696.2	694.0	661.3	642.8	615.4	598.4	578.7	558.2	538.8	524.6
47.5°	822.7	819.2	808.4	788.5	771.3	748.3	726.5	696.2	675.0	647.4	622.0
50°	911.3	911.1	907.1	895.6	881.3	862.7	843.5	817.9	793.8	760.0	732.9
52.5°	977.5	981.1	982.4	978.8	973.3	957.0	947.3	925.8	905.5	876.8	847.5
55°	1026.1	1039.1	1045.8	1053.3	1051.7	1046.0	1045.5	1031.6	1022.3	999.6	978.8
57.5°	1086.2	1107.6	1128.1	1164.5	1165.9	1178.7	1185.3	1191.9	1193.7	1184.6	1177.8
60°	1162.6	1206.3	1245.1	1321.3	1341.2	1372.5	1392.9	1415.0	1433.7	1435.3	1434.8
62.5°	1216.4	1283.8	1346.5	1459.5	1498.2	1534.4	1561.6	1583.0	1596.0	1609.3	1615.5
63°	1218.0	1291.7	1358.4	1475.0	1515.6	1550.1	1575.9	1595.8	1609.5	1617.4	1621.4
65°	1180.7	1270.1	1349.6	1465.7	1503.9	1538.6	1552.1	1565.1	1571.7	1574.8	1563.1
67.5°	1000.7	1088.1	1180.9	1310.7	1343.4	1384.9	1396.0	1402.6	1405.7	1405.0	1395.1
70°	748.3	821.6	924.8	1073.1	1116.4	1157.0	1182.2	1193.0	1196.6	1195.5	1180.7
72.5°	522.4	565.5	650.5	815.7	874.6	926.7	957.9	974.0	977.3	970.7	957.0
75°	438.8	441.0	460.2	550.5	605.7	661.3	696.4	706.6	700.0	679.9	645.0
77.5°	391.7	396.6	396.6	410.1	420.9	436.3	439.6	414.9	386.2	349.1	319.1
80°	328.6	345.6	357.5	367.4	368.5	365.4	357.3	343.4	321.3	293.0	261.7
82.5°	199.6	233.2	246.9	298.1	323.3	340.3	338.9	320.4	303.6	274.2	247.5
85°	50.4	54.3	59.0	76.6	85.9	104.9	116.8	122.3	124.3	114.1	103.3
87.5°	4.9	3.3	5.5	4.2	6.0	4.4	6.0	5.5	6.9	7.3	7.9
90°	0.0	0.0	0.0	0.0	0.0	0.0	0.0	0.0	0.0	0.0	0.0



REPORT NUMBER: P162270
 CATALOG NUMBER: ECM-F01-LED-E1-SL2-HSS-8030

CANDELA DISTRIBUTION (continued):

	72°	73°	74°	75°	76°	77°	78°	79°	80°	81°	82°
0°	46.6	46.6	46.6	46.6	46.6	46.6	46.6	46.6	46.6	46.6	46.6
2.5°	51.4	51.2	51.0	50.8	50.6	50.4	49.9	49.9	49.5	49.2	49.0
5°	57.2	56.7	56.5	56.1	55.4	55.0	54.3	53.4	52.8	52.6	52.1
7.5°	64.5	63.4	62.9	62.3	61.4	60.1	59.2	58.5	57.4	56.7	55.4
10°	72.6	71.5	70.2	68.9	67.6	66.0	64.9	64.0	62.3	61.4	59.8
12.5°	83.0	81.0	79.5	77.7	76.0	74.2	72.9	70.2	68.7	66.7	65.4
15°	93.6	91.9	90.1	87.9	85.2	82.4	81.0	78.6	76.6	73.5	71.8
17.5°	106.4	103.1	100.5	97.8	95.4	92.7	90.1	86.3	83.5	80.8	77.3
20°	119.0	115.0	112.2	108.6	105.1	100.9	97.8	95.2	91.2	87.7	83.9
22.5°	132.5	128.5	123.9	120.3	115.5	112.2	108.0	103.6	99.6	94.9	90.3
25°	148.8	144.6	139.3	134.7	129.2	124.5	119.5	114.4	109.5	104.2	98.3
27.5°	168.9	164.5	158.8	153.2	146.0	140.2	135.4	128.5	122.3	115.7	108.9
30°	194.3	189.5	182.4	174.4	167.1	160.8	153.9	144.9	138.0	130.1	121.2
32.5°	227.4	221.7	212.2	204.7	195.6	187.2	177.8	168.7	159.0	148.6	138.4
35°	269.2	263.9	252.8	241.8	231.9	221.9	210.0	199.6	185.9	173.3	160.3
37.5°	312.4	302.9	292.8	280.9	268.5	256.6	242.0	227.6	212.0	198.3	181.9
40°	361.9	350.4	342.0	329.2	311.8	294.8	281.3	263.4	243.8	225.4	206.2
42.5°	429.7	416.9	401.9	382.4	369.9	350.0	332.5	311.3	285.5	265.0	241.8
45°	508.1	490.6	476.1	457.3	442.1	417.3	397.0	368.8	342.9	316.0	287.7
47.5°	597.5	575.9	554.7	536.1	511.8	487.6	461.7	431.7	398.6	369.0	335.4
50°	700.2	669.5	640.1	616.3	582.9	554.9	526.8	493.1	456.4	422.4	384.2
52.5°	814.3	778.8	739.9	703.3	664.6	628.6	594.8	556.0	515.1	473.6	431.0
55°	952.1	925.4	879.7	833.1	781.4	733.3	689.8	641.7	592.0	537.4	492.6
57.5°	1167.9	1154.8	1116.6	1070.0	1002.7	944.2	870.4	811.5	739.5	664.4	606.6
60°	1460.2	1444.1	1422.7	1384.9	1331.5	1252.0	1170.7	1079.1	969.6	865.6	766.9
62.5°	1616.1	1610.4	1592.9	1566.9	1517.0	1454.2	1372.3	1271.6	1148.0	1021.7	895.8
63°	1620.7	1613.5	1598.5	1572.0	1528.0	1467.3	1386.9	1289.1	1168.1	1039.3	910.8
65°	1558.0	1555.2	1539.9	1511.0	1481.0	1434.6	1372.3	1288.2	1186.6	1065.0	937.1
67.5°	1381.8	1373.2	1349.8	1341.0	1320.0	1287.8	1240.3	1182.4	1109.8	1014.2	903.8
70°	1168.8	1155.9	1126.6	1110.9	1085.3	1065.0	1036.0	994.8	949.9	883.2	800.9
72.5°	942.8	916.4	889.4	848.6	812.8	776.6	744.6	715.4	666.2	639.3	576.8
75°	612.3	564.2	518.0	456.2	400.6	351.3	303.4	279.1	228.5	208.0	178.6
77.5°	290.6	263.6	227.4	199.4	163.6	133.6	109.1	81.9	64.3	50.4	38.4
80°	234.5	211.8	189.9	164.5	137.6	109.7	84.1	62.9	44.6	30.9	21.9
82.5°	209.1	184.4	157.4	140.0	121.7	99.6	81.7	66.7	49.2	36.0	24.5
85°	81.3	68.4	52.8	43.1	33.6	27.6	24.9	17.2	13.5	10.6	8.2
87.5°	7.1	5.7	4.6	3.1	3.3	1.8	2.0	1.3	1.1	1.1	0.9
90°	0.0	0.0	0.0	0.0	0.0	0.0	0.0	0.0	0.0	0.0	0.0



REPORT NUMBER: P162270

CATALOG NUMBER: ECM-F01-LED-E1-SL2-HSS-8030

CANDELA DISTRIBUTION (continued):

	83°	84°	85°	86°	87°	88°	89°	90°	95°	105°	115°
0°	46.6	46.6	46.6	46.6	46.6	46.6	46.6	46.6	46.6	46.6	46.6
2.5°	48.8	48.6	48.4	47.9	47.9	47.5	47.3	47.0	45.9	43.5	41.5
5°	51.2	50.8	50.4	49.7	49.2	48.6	48.1	47.5	45.1	40.4	36.4
7.5°	54.8	53.9	53.2	51.9	51.2	50.4	49.7	48.6	44.6	37.5	32.0
10°	59.0	57.4	56.3	54.8	53.4	52.3	51.2	49.7	44.2	34.4	28.0
12.5°	64.0	62.3	60.1	58.3	56.5	55.0	53.4	51.4	43.5	31.8	24.9
15°	69.1	66.5	64.9	62.5	60.1	57.9	55.6	53.9	43.7	28.9	22.3
17.5°	74.9	72.2	68.9	66.2	63.6	60.7	58.1	54.5	42.6	26.7	20.3
20°	80.4	76.6	73.5	70.2	66.5	62.9	59.6	56.5	41.7	24.5	18.6
22.5°	86.3	81.9	77.9	73.8	69.1	65.1	61.2	57.2	40.2	22.5	17.0
25°	93.6	88.6	82.8	77.7	72.9	68.0	62.9	58.1	38.6	20.8	15.9
27.5°	102.5	95.8	90.1	83.7	76.8	70.6	65.1	59.8	37.1	19.4	14.8
30°	113.7	106.0	97.8	89.6	82.4	75.3	67.6	60.9	35.6	18.1	13.7
32.5°	128.7	119.0	109.1	99.6	89.9	80.8	72.6	64.0	34.7	17.0	12.6
35°	148.6	136.0	123.9	111.9	100.2	89.2	78.6	68.9	34.7	15.7	11.3
37.5°	167.4	152.8	137.3	122.6	108.6	95.8	83.2	71.5	32.9	14.6	10.1
40°	187.7	170.2	152.1	134.7	117.9	102.0	87.7	74.2	31.4	13.2	9.1
42.5°	218.8	196.7	173.1	152.8	132.7	113.1	95.2	79.3	29.4	11.9	7.9
45°	259.7	231.6	203.8	179.1	153.5	129.4	108.2	88.6	28.9	10.8	6.9
47.5°	303.4	270.3	237.6	206.0	176.0	147.9	122.6	98.9	28.9	9.7	6.0
50°	346.9	305.4	270.5	233.8	200.1	166.9	136.7	109.7	29.1	8.8	4.9
52.5°	386.2	341.8	302.7	260.3	223.0	184.6	151.7	120.3	28.7	7.7	4.0
55°	440.7	388.6	343.4	296.6	252.8	209.6	172.2	136.2	28.9	6.9	3.3
57.5°	541.2	480.1	425.5	364.1	313.8	257.9	212.6	168.9	31.6	5.7	2.4
60°	685.4	605.9	529.3	454.4	390.4	323.9	265.2	213.7	37.1	4.6	1.8
62.5°	782.3	678.3	586.9	504.3	429.9	360.4	296.3	237.8	40.9	3.8	1.1
63°	792.3	684.7	592.9	507.6	431.7	362.1	297.6	239.6	41.1	3.5	1.1
65°	811.0	695.8	596.2	508.3	429.9	359.7	296.8	239.4	41.5	2.9	0.9
67.5°	789.6	678.8	577.0	489.3	414.5	345.3	285.7	230.5	41.3	2.0	0.7
70°	706.1	614.3	524.9	443.2	375.1	312.7	260.1	210.2	38.0	1.3	0.4
72.5°	518.5	456.0	386.6	327.7	282.6	234.7	200.3	157.9	29.4	0.9	0.2
75°	153.7	140.0	117.7	103.8	91.6	75.7	67.4	52.6	15.0	0.4	0.0
77.5°	30.7	27.8	24.9	22.7	21.4	18.3	17.4	14.4	6.2	0.2	0.0
80°	16.1	13.2	11.3	9.9	8.6	7.1	6.0	4.9	1.1	0.0	0.0
82.5°	15.5	10.4	7.5	6.2	5.3	4.2	3.3	2.4	0.7	0.0	0.0
85°	5.7	4.4	3.3	2.6	2.2	2.0	1.6	1.3	0.0	0.0	0.0
87.5°	0.9	0.7	0.7	0.4	0.4	0.2	0.2	0.2	0.0	0.0	0.0
90°	0.0	0.0	0.0	0.0	0.0	0.0	0.0	0.0	0.0	0.0	0.0



REPORT NUMBER: P162270

CATALOG NUMBER: ECM-F01-LED-E1-SL2-HSS-8030

CANDELA DISTRIBUTION (continued):

	125°	135°	145°	155°	165°	175°	180°
0°	46.6	46.6	46.6	46.6	46.6	46.6	46.6
2.5°	39.5	37.8	36.9	35.8	35.8	35.6	36.0
5°	32.9	30.5	28.7	27.4	27.6	26.9	27.1
7.5°	27.8	25.4	23.9	23.0	22.7	22.5	22.5
10°	24.1	21.9	20.5	19.9	19.6	19.6	19.6
12.5°	21.4	19.2	18.1	17.7	17.7	17.4	17.4
15°	19.2	17.4	16.4	15.9	15.9	15.7	15.9
17.5°	17.4	15.7	14.8	14.4	14.4	14.1	14.1
20°	15.9	14.4	13.5	12.8	12.8	12.6	12.8
22.5°	14.6	13.0	11.9	11.5	11.3	11.0	11.3
25°	13.2	11.7	10.6	9.9	9.7	9.7	9.5
27.5°	12.1	10.6	9.3	8.6	8.4	8.4	8.2
30°	11.0	9.3	7.9	7.3	7.1	7.1	7.1
32.5°	9.9	7.9	6.9	6.2	6.0	6.0	6.0
35°	8.8	6.9	5.7	5.1	4.9	4.9	4.9
37.5°	7.5	5.7	4.4	4.0	3.8	3.5	3.5
40°	6.4	4.4	3.3	2.9	2.4	2.4	2.4
42.5°	5.3	3.5	2.4	1.8	1.6	1.3	1.6
45°	4.4	2.6	1.6	0.9	0.7	0.7	0.7
47.5°	3.5	1.8	0.7	0.2	0.2	0.2	0.2
50°	2.6	1.1	0.2	0.0	0.0	0.2	0.2
52.5°	2.0	0.7	0.0	0.0	0.0	0.0	0.0
55°	1.1	0.2	0.0	0.0	0.0	0.0	0.0
57.5°	0.7	0.0	0.0	0.0	0.0	0.0	0.0
60°	0.4	0.0	0.0	0.0	0.0	0.0	0.0
62.5°	0.2	0.0	0.0	0.0	0.0	0.0	0.0
63°	0.2	0.0	0.0	0.0	0.0	0.0	0.0
65°	0.2	0.0	0.0	0.0	0.0	0.0	0.0
67.5°	0.0	0.0	0.0	0.0	0.0	0.0	0.0
70°	0.0	0.0	0.0	0.0	0.0	0.0	0.0
72.5°	0.0	0.0	0.0	0.0	0.0	0.0	0.0
75°	0.0	0.0	0.0	0.0	0.0	0.0	0.0
77.5°	0.0	0.0	0.0	0.0	0.0	0.0	0.0
80°	0.0	0.0	0.0	0.0	0.0	0.0	0.0
82.5°	0.0	0.0	0.0	0.0	0.0	0.0	0.0
85°	0.0	0.0	0.0	0.0	0.0	0.0	0.0
87.5°	0.0	0.0	0.0	0.0	0.0	0.0	0.0
90°	0.0	0.0	0.0	0.0	0.0	0.0	0.0

(END OF REPORT)